

BUILDING BIG – Erklärung & Bearbeitung





8


1. Erklärung der Aufgabe (auf Deutsch)


 Du sollst eine **5-minütige Präsentation auf Englisch (B1)** halten.

Inhalt der Präsentation:

1. **Warum Holz (timber) ein gutes Baumaterial ist**
 2. **Beispiele für Holz-Wolkenkratzer**
 3. **Zukunft von Holz als Baustoff**
-

2. Erklärung der Begriffe (Input-Wortfeld)

- **sustainability** → Nachhaltigkeit (gut für Umwelt )
- **adaptability** → Anpassungsfähigkeit
- **durability** → Haltbarkeit
- **aesthetic warmth** → warme, schöne Optik
- **cost-effectiveness** → kostengünstig

 Diese Wörter **MUSST** du in deiner Präsentation verwenden!

3. Formulierungshilfen (sehr wichtig!)

◆ **Einleitung:**

- Today I want to talk about...
- Our topic is...

◆ **Vorteile:**

- One advantage is...
- Timber is sustainable because...
- Another important point is...

◆ **Beispiele:**

- A famous example is...
- For example,...

◆ **Zukunft:**

- In the future,...
- I believe that...
- Timber could...

◆ **Schluss:**

- To sum up,...
 - In conclusion,...
-

4. Musterlösung (fertige Präsentation – B1)

Diese kannst du fast auswendig lernen!

Today I want to talk about wooden skyscrapers.

Timber is a very good building material. One advantage is sustainability. Wood is eco-friendly and stores CO₂, so it helps reduce pollution. Another advantage is cost-effectiveness, because it can be cheaper than steel and concrete. Timber is also adaptable and has a warm aesthetic.

There are some famous examples of wooden skyscrapers. One example is Mjøstårnet in Norway. Another example is HoHo Tower in Vienna and Ascent Tower in the USA. Modern technology makes tall timber buildings possible.

In the future, timber will become more important. It can help create greener cities and reduce pollution. Timber could replace concrete and steel in many projects.

To sum up, timber is sustainable, modern, and very useful for the future.

5. Erklärung deiner Notizen (Verbesserung)

◆ **Bullet Point 1 (dein Inhalt – verbessert):**

✓ richtig, aber besser formuliert:



- Timber is sustainable and eco-friendly.
 - It stores CO2 and reduces pollution.
-

◆ **Bullet Point 2:**

✓ sehr gut! kleine Verbesserung:



- Examples: Mjøstårnet (Norway), HoHo Tower (Vienna), Ascent Tower (USA)
 - Modern technology makes tall timber buildings possible.
-


◆ **Bullet Point 3:**


✓ gut – sprachlich verbessern:





- Timber helps create greener cities.
- It could replace concrete and steel.
- It will become more important in the future.

6. Typische Fehler vermeiden


 *Timber is good because environment*

 Timber is good because it helps the environment

 *It help reduce pollution*

 It helps reduce pollution

7. Extra Tipp für die mündliche Prüfung

 Wenn du unsicher bist:

- Speak slowly
 - Use simple sentences
 - Look at your notes
 - Smile 😊
-

Mini-Merksystem (für Schüler)

 4 Schritte merken:

1. Topic
2. Advantages
3. Examples
4. Future